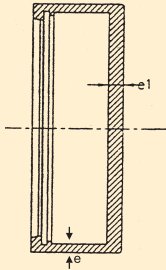


FITTINGS

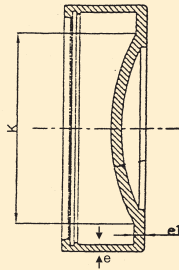
'KESIN' Caps



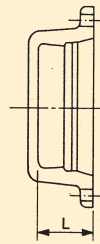
80 to 300 mm dia



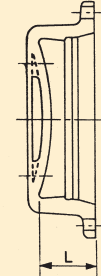
350 to 1200 mm dia



80 to 300 mm dia



350 to 1200 mm dia



"T" TYPE

"K" TYPE

TABLE - 24

Nominal Diameter DN	e	e ₁	L	Mass (Kg)
80	7	9.5	80	4
100	7.2	10.5	80	5
150	7.8	12.5	90	9
200	8.4	13.5	90	16
250	9	14.5	90	19
300	9.6	15.5	110	30
350	10.2	16.5	110	46
400	10.8	17.5	110	60
450	11.4	19	110	76
500	12	20	110	91
600	13.2	21	110	127
700	14.4	23	120	175
750	15	24	120	202
800	15.6	25	120	227
900	16.8	27	120	295
1000	18	28	130	379
1100	19.2	30	130	466
1200	20.4	32	130	567

NOTE : Size & Dimensions in **RED** are non standard as per IS-9523 : 2000.